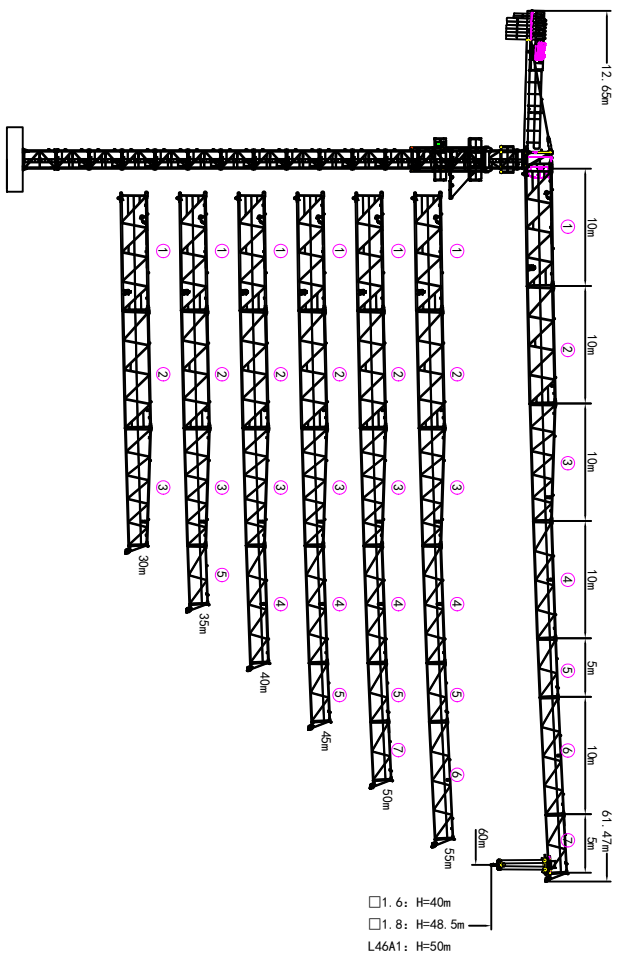
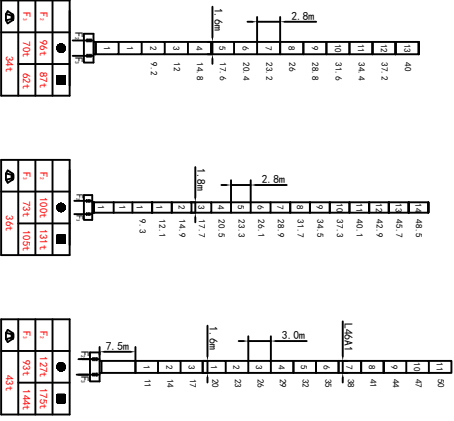


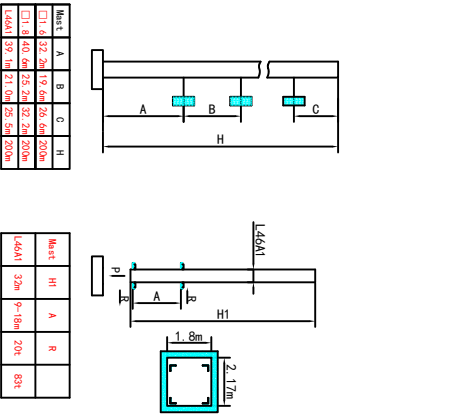
外形尺寸 Outline Dimensions



塔身截面 Masts



附着 Anchorages



● 工作状态下应力 In service Reaction ■ 非工作状态下应力 Out of service Reaction
 ◎ 不平衡力及不平衡力矩的代数和 Total weight of free standing crane (unbalanced counter weight & ball weight)

载荷特性表 Load Diagrams 8t

R _{max}	Fail	R _{Cmax}	G _{max}	15.0	20	25	30	35	40	45	50	55	60
60m	12.0	10.0	7.85	5.70	4.41	3.55	2.94	2.48	2.12	1.83	1.60	1.40	1.23
55m	22.8	5.0	5.0	4.51	3.65	3.04	2.58	2.22	1.93	1.70	1.50		
50m	13.0	10.0	8.57	6.24	4.85	3.25	2.75	2.36	2.05	1.80	1.60		
45m	24.8	5.0	5.0	4.95	4.02	3.35	2.85	2.46	2.15	1.90			
40m	13.5	10.0	8.93	6.53	5.08	4.12	3.44	2.92	2.52	2.20			
35m	25.8	5.0	5.0	5.0	4.22	3.54	3.02	2.62	2.30				
30m	14.5	10.0	9.63	7.03	5.47	4.43	3.69	3.13	2.70				
	14.8	10.0	9.83	7.14	5.52	4.45	3.68	3.10					
	27.7	5.0	5.0	5.0	4.53	3.79	3.23	2.80					
	22.7	5.0	5.0	5.0	5.0	4.55	3.78	3.20					
	15.0	10.0	10.0	7.33	5.73	4.66	3.90						
	28.7	5.0	5.0	5.0	5.0	4.76	4.00						
	15.0	10.0	10.0	7.35	5.76	4.70							
	28.9	5.0	5.0	5.0	5.0	4.80							

载荷特性表 Load Diagrams 6t

R _{max}	Fail	R _{Cmax}	G _{max}	15.0	20	25	30	35	40	45	50	55	60
60m	18.0	6.0	6.0	5.35	4.11	3.29	2.70	2.26	1.92	1.64	1.42	1.23	
55m	33.0	3.0	3.0	3.0	2.77	2.33	1.99	1.71	1.49	1.30			
50m	19.8	6.0	6.0	5.96	4.60	3.69	3.04	2.56	2.18	1.88	1.63		
45m	36.0	3.0	3.0	3.0	3.0	3.0	3.0	2.63	2.25	1.95	1.70		
40m	20.0	6.0	6.0	6.0	4.65	3.75	3.10	2.61	2.23	1.93			
35m	36.5	3.0	3.0	3.0	3.0	3.0	3.0	2.68	2.30	2.0			
30m	20.3	6.0	6.0	6.0	4.70	3.77	3.11	2.62	2.23				
	36.7	3.0	3.0	3.0	3.0	3.0	3.0	2.69	2.30				
	20.4	6.0	6.0	6.0	4.71	3.78	3.12	2.63					
	36.8	3.0	3.0	3.0	3.0	3.0	3.0	2.70					
	20.6	6.0	6.0	6.0	4.77	3.81	3.13						
	35.0	3.0	3.0	3.0	3.0	3.0	3.0	2.70					
	20.7	6.0	6.0	6.0	4.78	3.83							
	30.0	3.0	3.0	3.0	3.0	3.0							

机构 Mechanisms 6/8t

名称	规格	速度	行程	空绳量	电机功率
起升 Hoisting	26LWF15	0-80 m/min	1.5 t	0-40 m	26 kW
变幅 Trolleying	30LWF20	0-40 m/min	2.0 t	0-40 m	30 kW
回转 Slewing	BP4030X	0-40 m/min	8.0 t	0-40 m	3.0 kW
电源 Power	380V (±10%) / 50Hz				4.0 × 2

平衡重 Counter weight

规格	重量	数量	型号
60m	12.65m	17600kg	PHZ2600
55m	12.65m	16600kg	PHZ1000
50m	12.65m	15000kg	
45m	12.65m	14000kg	
40m	12.65m	12400kg	
35m	12.65m	11400kg	
30m	12.65m	10400kg	